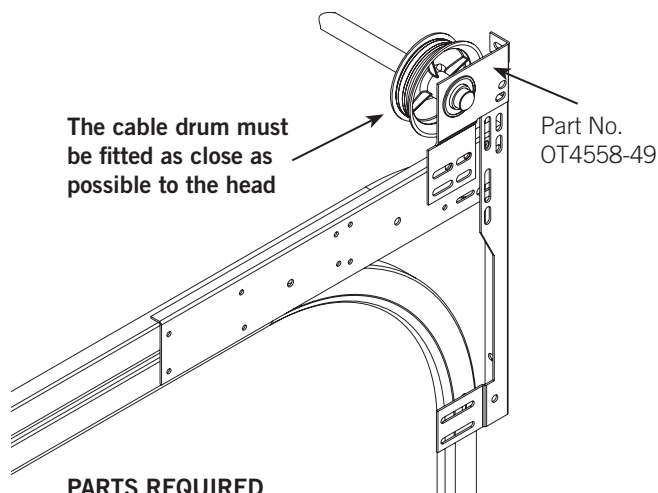


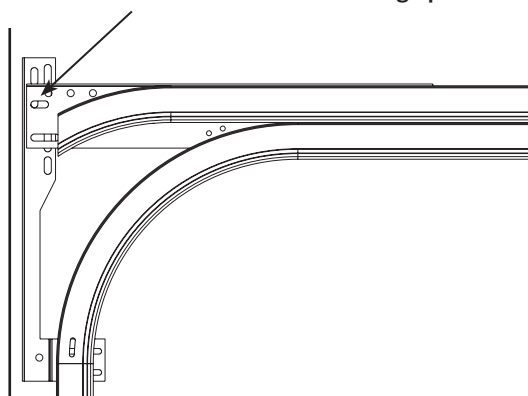


FRONT MOUNTED LOW HEADROOM DOUBLE TRACK INSTALLATION INSTRUCTIONS

Twin track front mount low head room will enable the door to be fitted into 200mm for manual operation or plus 50mm if an opener is to be fitted. **It should be noted that the standard parts box may not include all the parts required for this installation method.**

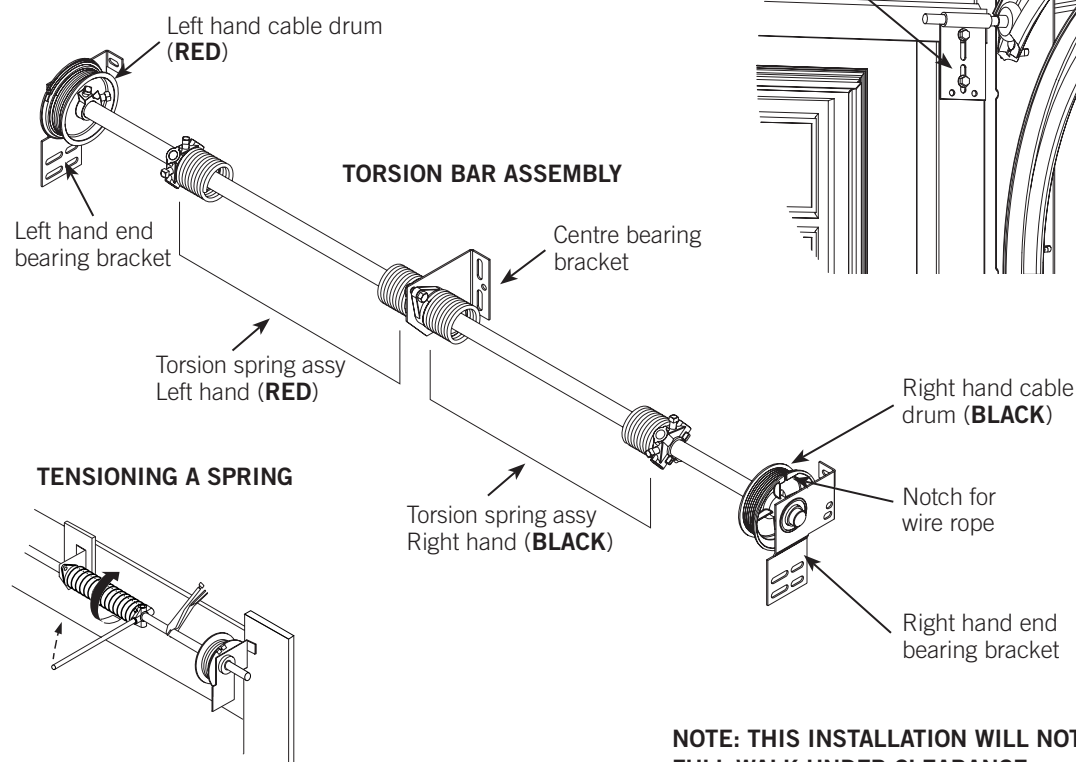


The top track must be trimmed back 40mm so as not to interfere with the cable during operation.



PARTS REQUIRED

- 1 x L/h end bearing bkt OT4558
- 1 x R/h end bearing bkt OT4559
- 2 x Top hangars OT4543
- Cables door height + 400mm



NOTE: THIS INSTALLATION WILL NOT GIVE FULL WALK UNDER CLEARANCE.

DISCLAIMER

THESE INSTRUCTIONS ARE INTENDED FOR PROFESSIONAL GARAGE DOOR INSTALLERS and only apply to the fittings

Note: All references are taken from inside looking out

