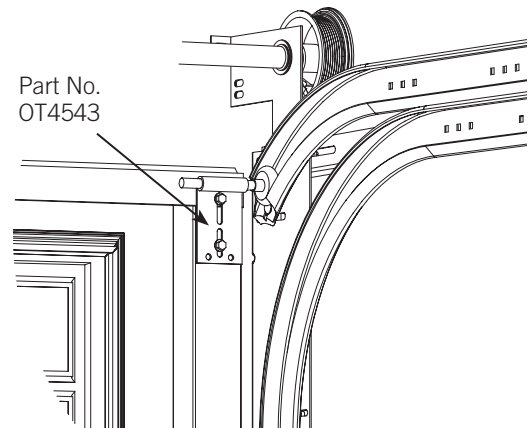
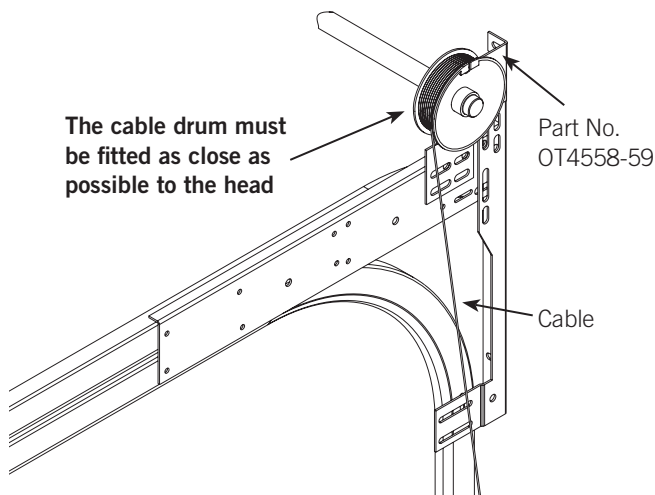




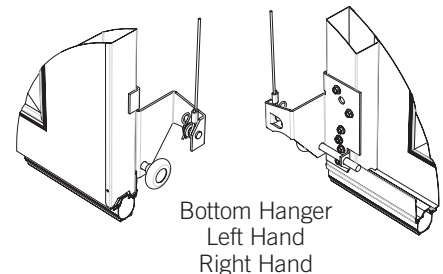
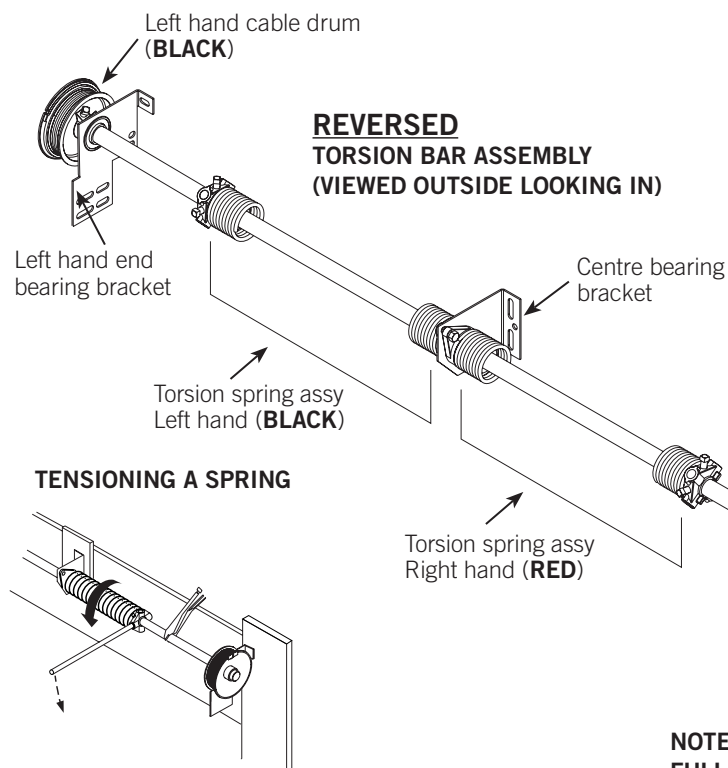
FRONT MOUNTED LOW HEADROOM DOUBLE TRACK (ADDITIONAL HEIGHT) INSTALLATION INSTRUCTIONS

Twin track front mount low head room will enable the door to be fitted into 200mm for manual operation or plus 50mm if an opener is to be fitted. **It should be noted that the standard parts box may not include all the parts required for this installation method.** Additional drive under height can be achieved by following the following instructions and mounting the cable drums outboard of the tracks. Reversing the torsion assembly and fitting low headroom bottom cable hangers.

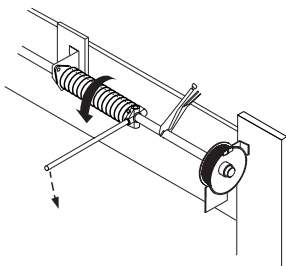


PARTS REQUIRED

- 1 x L/h end bearing bkt OT4558
- 1 x R/h end bearing bkt OT4559
- 2 x Top hangers OT4543
- 1 x L/h low headroom bottom hanger OT6231
- 1 x R/h low headroom bottom hanger OT6232
- Cables door height + 400mm



TENSIONING A SPRING



**NOTE: THIS INSTALLATION WILL NOT GIVE
FULL WALK UNDER CLEARANCE.**

DISCLAIMER

**THESE INSTRUCTIONS ARE INTENDED FOR PROFESSIONAL GARAGE DOOR INSTALLERS
and only apply to the fittings**

Note: All references are taken from inside looking out unless indicated

